

DESERT WATER AGENCY

## Financial Highlights

June 2024

### OPERATING FUND

#### Received

- \$3,512,549 in Water Sales Revenue Receipts
- \$89,723 in Recycled Water Sales Revenue Receipts
- \$82,500 in Construction Deposits
  - Riverside County Treasurer: \$51,000  
Project # 23-8015-F-10, 23-7023-M-00, 23-7024-M-00
  - Coglianese Living Trust: \$2,000  
Project # 23-7025-M-00
  - Avalon Pain Solutions, Inc: \$29,500  
Project # 23-8014-F-04, 23-7022-M-00

#### Paid

- \$7,274,261 in Accounts Payable

#### Year to date

- Year to date Water Sales, Total Revenue and Expense Budget variances will be provided after the 2023/2024 annual audit is complete

#### Active Potable Water Accounts

- There were 23,588 active potable water accounts billed in June 2024
- Compared to 23,601 active potable water accounts billed in May 2024
- Net decrease of 13 active accounts billed
- There were 23 water accounts turned off for non-payment in June 2024. Over the past twelve months, there were an average of 20 accounts per month turned off for non-payment.

DESERT WATER AGENCY

## Financial Highlights

June 2024

### GENERAL FUND

#### Received

- \$512,348 in Property Taxes
- \$204,828 in State Water Project refunds

#### Paid

- \$1,108,993 in State Water Project charges  
(YTD SWP Payments = \$22,127,086)

### WASTEWATER FUND

#### Received

- \$213,650 in Wastewater Revenue Receipts.

#### Paid

- \$174,915 in Accounts Payable

DESERT WATER AGENCY  
**Statement of Cash Receipts and Expenditures**  
 OPERATING FUND

Invested  
 Reserve Funds  
**66,558,158.53**

**BEGINNING BALANCE JUNE 1, 2024** **(1,445,654.14)**

**Receipts**

Water Sales	3,512,548.57
Recycled Water Sales	89,722.57
Wastewater Receipts	94,104.07
Power Sales	14,420.51
Meters, Services, Etc	70,421.00
Reimb - General Fund	732,218.83
Reimb - Wastewater Fund	85,534.23
Accounts Receivable - Other	36,255.44
Customer Deposits - Surety	7,620.00
Customer Deposits - Const	82,500.00
Lease Revenue	4,061.24
Interest Received on Invstd Fnds	144,846.11
Front Footage Fees	-
Bond Service & Reserve Fund Int	-
Misc	14,092.04
<b>TOTAL RECEIPTS</b>	<b>4,888,344.61</b>

**Payments**

Payroll Checks	496,065.14
Payroll Taxes	214,489.62
Electronic Transfers	226,589.24
Checks Under \$10k	\$312,830.21
Checks Over \$10k	\$6,734,842.02
Cancelled Checks and Fees	964.99
<b>TOTAL PAYMENTS</b>	<b>7,985,781.22</b>

**NET INCOME** **(3,097,436.61)**

Invested Reserve Funds

Funds Matured (CIA)	12,862,628.89
Funds Invested (C/I)	11,522,452.50

**NET TRANSFER** **1,340,176.39** **(1,340,176.39)**

**ENDING BALANCE JUNE 30, 2024** **(3,202,914.36)** **65,217,982.14**

DESERT WATER AGENCY  
**SCHEDULE OF MISCELLANEOUS RECEIPTS**  
OPERATING FUND

**6/30/2024**

COMMERCIAL PLAN CHECK FEE	280.00
SA RECYCLING METERS	7,367.40
SA RECYCLING METALS & SCRAPS	2,282.09
OVERPAYMENT ON FEDEX ACCOUNT	6.26
QUIT CLAIM FEE	700.00
TAX RETURN ON DIESEL FUEL	423.50
REFUND LOWES	369.16
EDISON 690 IND PL WELL 6	914.24
RTN FEE 5501-1998-0 MARTINEZ	35.00
COLL & WRITE OFFS 4414-8311-3	38.00
COLLECTIONS ACCT #4414-8546-6	201.99
COLLECTIONS ACCT #4410-3384-0	57.47
COLLECTIONS PMS 5/31/2024	1,416.23
COURTNEY ESTRADA POSTAGE	0.70

TOTAL	14,092.04
-------	-----------

DESERT WATER AGENCY  
**Operating Fund**  
Schedule #1 - Checks Over \$10,000



**June 2024**

Check #	Name	Description	Amount
2274	American Backflow Specialties	Water Service Supplies	\$ 11,050.20
2277	Backflow Apparatus & Valve Co	Water service supplies	\$ 13,459.16
2279	Best Best & Krieger LLP	Legal Fees	\$ 51,668.58
2280	Borden Excavating Inc	Pipeline Replacement -2021/2022 Project #211011012	\$ 1,409,342.58
2283	Chase Card Member Services	Credit Card Purchases	\$ 31,651.55
2287	CU Technology	Managed Information Technology-Network Administration	\$ 19,940.00
2321	Cathedral Canyon Country Club	Grass Removal Rebate	\$ 24,680.00
2325	Villas De Las Flores	Grass Removal Rebate	\$ 141,016.00
2328	Krieger & Stewart Inc	Engineering	\$ 38,869.15
2329	Landmark Consultants Inc	Inventory Items	\$ 21,278.40
2340	Weka, Inc.	Pipeline Replacement -300/30" Avendia Caballeros	\$ 860,379.37
2343	Z&L Paving, Inc.	Paving	\$ 15,956.25
2345	Coachella Valley Water Dist	CY 2023 4th Quarter State Water Project Shared Cost	\$ 192,840.00
2355	Beck Oil Inc	Fuel Purchase	\$ 14,863.56
2357	Borden Excavating Inc	Pipeline Replacement -2021/2022 Project #211011012	\$ 1,336,447.18
2366	Core & Main Lp	Water Service Supplies	\$ 32,796.82
2374	Desert Water Agency	Wastewater Revenue Billing for April 2024	\$ 111,483.39
2375	Desert Water Agency	Wastewater Revenue & Wastewater Reimbursement May 2024	\$ 102,167.00
2377	Down To Earth Landscaping	Landscape Maintenance	\$ 37,909.21
2400	Canyon South Homeowners Assn II	Grass Removal Rebate	\$ 23,648.00
2401	Canyon View Estates 4	Grass Removal Rebate	\$ 21,272.00
2404	Georg Richter	Grass Removal Rebate	\$ 16,024.00
2432	E Source Companies, LLC	Leak Detection Survey FY 2023/2024	\$ 23,000.00
2439	Ferguson Waterworks #1083	Water service supplies	\$ 14,625.72
2440	Fiesta Ford Lincoln Corp	Purchase-Unit #49 (W/O #23-121-M---77)	\$ 90,212.31
2444	Granite Construction Company	Construction Material	\$ 10,177.34
2447	Indio Water Authority	Grant Agreement -#460001497-Prop 1, Rd 2	\$ 80,506.65

DESERT WATER AGENCY  
**Operating Fund**  
Schedule #1 - Checks Over \$10,000



**June 2024**

2451	Krieger & Stewart Inc	Engineering	\$	31,901.25
2452	Landmark Consultants Inc	Consulting Services -Soil Testing	\$	29,613.60
2453	Left Coast Consutants Inc	Engineering Consultants Services	\$	29,285.91
2455	LM TECHNOLOGY CONSULTING	I.T. Governance & Oversight	\$	62,715.60
2474	PETERSEN MFG. CO.	Operations Front Parking	\$	14,539.12
2480	Red Hawk Services Inc	Perimeter Fencing	\$	24,800.78
2487	San Gorgonio Pass Water Agency	San Gorgonio Pass- GSA Report	\$	10,604.57
2491	Southern Californnia Edison	Power	\$	752,734.70
2493	Sunbelt Rentals	Compressor Purchase	\$	35,107.75
2495	Thatcher Company Of California	Water Service Supplies	\$	79,609.47
2502	Tyler Technologies Inc	Tyler Software (Project 201078M)	\$	31,687.20
2514	Weka, Inc.	Pipeline Replacement -300/30" Avendia Caballeros	\$	841,122.40
2516	Z&L Paving, Inc.	Paving	\$	43,855.25
<b>Total</b>				<b>\$ 6,734,842.02</b>

Security Type

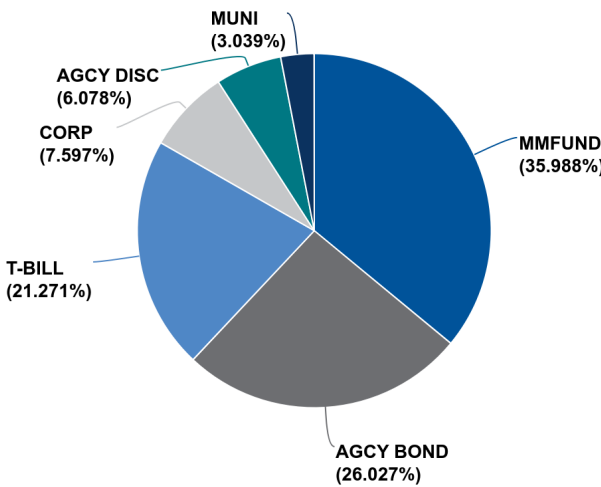


Chart calculated by: PAR Value

MMFUND

Description, Broker	Settle Date	Next Call Date	Effective Maturity	Final Maturity	PAR Value	Original Cost	Market Value	Yield to Maturity
LAIF Money Market Fund LAIF - OP	---	---	06/30/2024	06/30/2024	23,685,943.08	23,685,943.08	23,685,943.08	---
LAIF Money Market Fund LAIF - OP	---	---	06/30/2024	06/30/2024	23,685,943.08	23,685,943.08	23,685,943.08	---

AGCY BOND

Description, Broker	Settle Date	Next Call Date	Effective Maturity	Final Maturity	PAR Value	Original Cost	Market Value	Yield to Maturity
FEDERAL FARM CREDIT BANKS FUNDING CORP US Wealth OP	04/29/2021	07/19/2024	04/28/2025	04/28/2025	1,000,000.00	999,500.00	962,417.00	5.278%
FEDERAL HOME LOAN BANKS US Wealth OP	09/30/2021	09/30/2024	09/30/2026	09/30/2026	1,000,000.00	1,000,000.00	920,409.00	4.784%
FEDERAL HOME LOAN BANKS US Wealth OP	04/29/2022	---	04/29/2027	04/29/2027	2,000,000.00	2,000,000.00	1,920,368.00	4.582%
FEDERAL HOME LOAN BANKS US Wealth OP	05/24/2022	---	05/24/2027	05/24/2027	2,000,000.00	2,000,000.00	1,931,958.00	4.562%
FEDERAL HOME LOAN BANKS US Wealth OP	09/24/2021	---	09/13/2024	09/13/2024	1,130,000.00	1,125,513.90	1,118,606.21	5.262%
FEDERAL HOME LOAN BANKS US Wealth OP	06/28/2021	---	09/30/2024	09/30/2024	1,000,000.00	1,000,000.00	987,703.00	5.272%
FEDERAL HOME LOAN BANKS US Wealth OP	05/23/2022	08/23/2024	05/23/2025	05/23/2025	2,000,000.00	2,000,000.00	1,966,406.00	5.225%
FEDERAL HOME LOAN BANKS US Wealth OP	06/26/2024	06/26/2026	06/26/2029	06/26/2029	2,000,000.00	2,000,000.00	1,998,102.00	4.922%
FEDERAL HOME LOAN MORTGAGE CORP US Wealth OP	08/20/2020	08/20/2024	08/20/2025	08/20/2025	1,000,000.00	1,000,000.00	950,093.00	5.172%

Monthly Investment Portfolio Report

AGG- Operating Fund (213426)

As of 06/30/2024

Dated: 07/30/2024

Description, Broker	Settle Date	Next Call Date	Effective Maturity	Final Maturity	PAR Value	Original Cost	Market Value	Yield to Maturity
FEDERAL HOME LOAN MORTGAGE CORP US Wealth OP	05/26/2022	---	08/26/2024	08/26/2024	2,000,000.00	2,000,000.00	1,992,292.00	5.407%
FEDERAL NATIONAL MORTGAGE ASSOCIATION US Wealth OP	08/12/2020	08/12/2024	08/12/2025	08/12/2025	1,000,000.00	1,000,000.00	950,548.00	5.151%
FEDERAL NATIONAL MORTGAGE ASSOCIATION US Wealth OP	06/30/2020	09/30/2024	06/30/2025	06/30/2025	1,000,000.00	1,000,000.00	956,393.00	5.238%
--- US Wealth OP	---	---	04/08/2026	04/08/2026	17,130,000.00	17,125,013.90	16,655,295.21	5.037%

T-BILL

Description, Broker	Settle Date	Next Call Date	Effective Maturity	Final Maturity	PAR Value	Original Cost	Market Value	Yield to Maturity
UNITED STATES TREASURY US Wealth OP	01/09/2024	---	07/05/2024	07/05/2024	2,000,000.00	1,950,852.22	1,998,833.34	3.052%
UNITED STATES TREASURY US Wealth OP	02/14/2024	---	08/08/2024	08/08/2024	2,000,000.00	1,951,502.22	1,988,937.78	4.965%
UNITED STATES TREASURY US Wealth OP	04/16/2024	---	09/19/2024	09/19/2024	2,000,000.00	1,956,233.33	1,976,822.22	5.156%
UNITED STATES TREASURY US Wealth OP	04/16/2024	---	08/13/2024	08/13/2024	2,000,000.00	1,966,217.22	1,987,446.38	5.012%
UNITED STATES TREASURY US Wealth OP	04/16/2024	---	10/10/2024	10/10/2024	2,000,000.00	1,950,538.33	1,970,766.12	5.206%
UNITED STATES TREASURY US Wealth OP	06/18/2024	---	12/12/2024	12/12/2024	2,000,000.00	1,950,194.17	1,953,351.12	5.220%
UNITED STATES TREASURY US Wealth OP	06/18/2024	---	12/05/2024	12/05/2024	2,000,000.00	1,952,258.33	1,955,211.38	5.226%
UNITED STATES TREASURY US Wealth OP	---	---	09/22/2024	09/22/2024	14,000,000.00	13,677,795.82	13,831,368.34	4.830%

CORP

Description, Broker	Settle Date	Next Call Date	Effective Maturity	Final Maturity	PAR Value	Original Cost	Market Value	Yield to Maturity
AMAZON.COM INC US Wealth OP	05/16/2022	03/13/2027	04/13/2027	04/13/2027	2,000,000.00	1,987,040.00	1,917,480.00	4.897%
JPMORGAN CHASE BANK, NATIONAL ASSOCIATION US Wealth OP	06/22/2021	---	12/23/2024	12/23/2024	1,000,000.00	1,000,000.00	971,440.00	6.480%
MASSMUTUAL GLOBAL FUNDING II US Wealth OP	06/14/2023	---	06/14/2028	06/14/2028	2,000,000.00	2,021,800.00	1,999,036.00	5.063%
--- US Wealth OP	---	---	04/21/2027	04/21/2027	5,000,000.00	5,008,840.00	4,887,956.00	5.278%

AGCY DISC

Description, Broker	Settle Date	Next Call Date	Effective Maturity	Final Maturity	PAR Value	Original Cost	Market Value	Yield to Maturity
FEDERAL HOME LOAN BANKS US Wealth OP	05/15/2024	---	11/08/2024	11/08/2024	2,000,000.00	1,949,456.67	1,962,322.00	5.284%
FEDERAL HOME LOAN BANKS US Wealth OP	05/15/2024	---	08/09/2024	08/09/2024	2,000,000.00	1,975,012.22	1,988,520.00	5.031%
FEDERAL HOME LOAN BANKS US Wealth OP	05/15/2024	---	09/23/2024	09/23/2024	4,000,000.00	3,924,468.89	3,950,842.00	5.157%

MUNI

Description, Broker	Settle Date	Next Call Date	Effective Maturity	Final Maturity	PAR Value	Original Cost	Market Value	Yield to Maturity
UNIVERSITY CALIF REVS US Wealth OP	05/16/2022	03/15/2027	05/15/2027	05/15/2027	2,000,000.00	1,795,920.00	1,817,040.00	4.751%



Monthly Investment Portfolio Report

AGG- Operating Fund (213426)

As of 06/30/2024

Dated: 07/30/2024

Description, Broker	Settle Date	Next Call Date	Effective Maturity	Final Maturity	PAR Value	Original Cost	Market Value	Yield to Maturity
UNIVERSITY CALIF REVS US Wealth OP	05/16/2022	03/15/2027	05/15/2027	05/15/2027	2,000,000.00	1,795,920.00	1,817,040.00	4.751%

Summary

Description, Broker	Settle Date	Next Call Date	Effective Maturity	Final Maturity	PAR Value	Original Cost	Market Value	Yield to Maturity
---	---	---	04/15/2025	04/15/2025	65,815,943.08	65,217,981.69	64,828,444.63	4.995%
---								

\* Grouped by: Security Type.   \* Groups Sorted by: Ending Market Value + Accrued.   \* Filtered By: Description ≠ "Receivable".   \* Weighted by: Ending Market Value + Accrued.

DESERT WATER AGENCY  
**Statement of Cash Receipts and Expenditures**  
GENERAL FUND

Invested  
Reserve Funds  
**262,940,010.25**

**BEGINNING BALANCE JUNE 1, 2024** **40,070.68**

**Receipts**

Taxes - Riv County	512,348.24
Interest	270,350.91
Groundwater	-
Reimb OP	-
Reimb CVWD	-
State Water Proj Refunds	204,828.00
Reimb CVWD Whitewater Hydro	-
Power Sales - Whitewater	50,656.89
Misc	-

<b>TOTAL RECEIPTS</b>	<b>1,038,184.04</b>
-----------------------	---------------------

**Payments**

Checks Under \$10k	20,604.47
Checks Over \$10k	2,863,186.83
Electronic Transfers	-

<b>TOTAL PAYMENTS</b>	<b>2,883,791.30</b>
-----------------------	---------------------

**NET INCOME** **(1,845,607.26)**

Invested Reserve Funds

Funds Matured (CIA)	24,477,186.60
Funds Invested (C/I)	24,841,001.00

<b>NET TRANSFER</b>	<b>(363,814.40)</b>	<b>363,814.40</b>
---------------------	---------------------	-------------------

**ENDING BALANCE JUNE 30, 2024** **(2,169,350.98)** **263,303,824.65**

	<b>TAXES</b>	<b>INTEREST</b>
Receipts in Fiscal Year	41,606,789.26	3,970,483.96
Receipts in Calendar Year	33,575,234.59	1,765,675.40

DESERT WATER AGENCY  
**General Fund**  
Schedule #1 - Checks Over \$10,000  
**DESERT WATER**



**June 2024**

Check #	Name	Description	Amount
2039	Coachella Valley Water Dist	Water Management Cost Share- Whitewater	\$ 117,596.00
2040	Desert Water Agency	General Fund Reimbursement-May 2024	\$ 471,090.83
2042	State of California Department of Water Resources	State Water Project - June 2024 Fixed Water Delivery Charges	\$ 1,108,993.00
2043	The Metropolitan Water District of California	State Water Project - Groundwater Storage Program Cost Share	\$ 1,165,507.00
<b>Total</b>			<b>\$ 2,863,186.83</b>

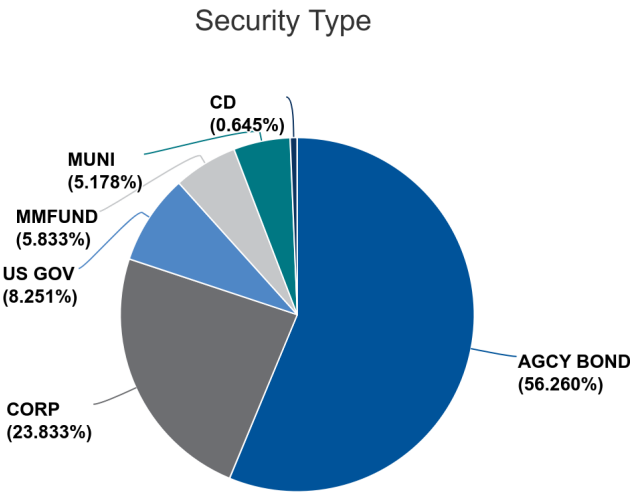


Chart calculated by: PAR Value

AGCY BOND

Description, Broker	Settle Date	Next Call Date	Effective Maturity	Final Maturity	PAR Value	Original Cost	Market Value	Yield to Maturity
FEDERAL AGRICULTURAL MORTGAGE CORP Alamo Capital	09/14/2022	---	04/21/2025	04/21/2025	1,000,000.00	977,400.00	979,725.00	5.196%
FEDERAL AGRICULTURAL MORTGAGE CORP Piper Sandler	02/23/2022	08/23/2024	02/23/2027	02/23/2027	3,000,000.00	3,000,000.00	2,809,056.00	4.678%
FEDERAL FARM CREDIT BANKS FUNDING CORP Alamo Capital	08/04/2020	07/19/2024	08/04/2025	08/04/2025	3,000,000.00	3,000,005.00	2,856,729.00	5.192%
FEDERAL FARM CREDIT BANKS FUNDING CORP Alamo Capital	10/15/2020	07/19/2024	10/15/2024	10/15/2024	3,000,000.00	2,995,500.00	2,956,647.00	5.335%
FEDERAL FARM CREDIT BANKS FUNDING CORP Alamo Capital	02/12/2021	07/19/2024	11/12/2024	11/12/2024	3,000,000.00	3,000,000.00	2,944,959.00	5.325%
FEDERAL FARM CREDIT BANKS FUNDING CORP US Wealth GF	12/22/2020	07/19/2024	12/22/2025	12/22/2025	3,000,000.00	3,000,000.00	2,805,720.00	5.056%
FEDERAL FARM CREDIT BANKS FUNDING CORP Piper Sandler	11/05/2021	07/19/2024	10/20/2026	10/20/2026	3,000,000.00	2,988,000.00	2,764,287.00	4.770%
FEDERAL FARM CREDIT BANKS FUNDING CORP Piper Sandler	02/16/2022	---	02/16/2027	02/16/2027	3,000,000.00	2,999,286.00	2,794,038.00	4.597%
FEDERAL FARM CREDIT BANKS FUNDING CORP Piper Sandler	06/26/2023	---	06/21/2028	06/21/2028	4,000,000.00	3,963,160.00	3,914,024.00	4.470%
FEDERAL FARM CREDIT BANKS FUNDING CORP Piper Sandler	10/15/2020	07/19/2024	10/15/2024	10/15/2024	3,000,000.00	3,000,000.00	2,956,899.00	5.336%
FEDERAL FARM CREDIT BANKS FUNDING CORP Piper Sandler	04/30/2024	---	04/10/2029	04/10/2029	3,000,000.00	2,958,390.00	2,995,182.00	4.411%
FEDERAL HOME LOAN BANKS Alamo Capital	09/30/2021	09/30/2024	09/30/2026	09/30/2026	3,000,000.00	3,000,000.00	2,759,967.00	4.784%
FEDERAL HOME LOAN BANKS Alamo Capital	04/09/2021	08/18/2024	11/18/2024	11/18/2024	3,000,000.00	2,989,263.00	2,942,772.00	5.321%
FEDERAL HOME LOAN BANKS Alamo Capital	12/30/2021	---	12/30/2024	12/30/2024	3,000,000.00	3,000,005.00	2,944,287.00	5.271%

Monthly Investment Portfolio Report

AGG- General Fund (213428)

As of 06/30/2024

Dated: 07/30/2024

Description, Broker	Settle Date	Next Call Date	Effective Maturity	Final Maturity	PAR Value	Original Cost	Market Value	Yield to Maturity
FEDERAL HOME LOAN BANKS US Wealth GF	12/30/2020	07/19/2024	12/30/2025	12/30/2025	3,000,000.00	3,000,000.00	2,805,411.00	5.048%
FEDERAL HOME LOAN BANKS US Wealth GF	09/30/2021	09/30/2024	09/30/2026	09/30/2026	3,000,000.00	3,000,000.00	2,761,227.00	4.784%
FEDERAL HOME LOAN BANKS US Wealth GF	04/29/2022	---	04/29/2027	04/29/2027	3,000,000.00	3,000,000.00	2,880,552.00	4.582%
FEDERAL HOME LOAN BANKS US Wealth GF	06/23/2022	07/19/2024	06/23/2026	06/23/2026	3,000,000.00	3,000,000.00	2,950,710.00	5.090%
FEDERAL HOME LOAN BANKS US Wealth GF	02/28/2023	02/28/2025	02/28/2028	02/28/2028	3,000,000.00	2,999,250.00	2,971,668.00	5.284%
FEDERAL HOME LOAN BANKS US Wealth GF	06/23/2023	---	06/09/2028	06/09/2028	5,000,000.00	4,986,500.00	4,915,640.00	4.470%
FEDERAL HOME LOAN BANKS US Wealth GF	06/28/2021	---	09/30/2024	09/30/2024	3,000,000.00	3,000,000.00	2,963,109.00	5.272%
FEDERAL HOME LOAN BANKS Piper Sandler	02/17/2021	08/17/2024	02/17/2026	02/17/2026	3,000,000.00	3,000,000.00	2,795,757.00	5.010%
FEDERAL HOME LOAN BANKS Piper Sandler	09/30/2021	09/30/2024	09/30/2026	09/30/2026	3,000,000.00	3,000,000.00	2,761,857.00	4.784%
FEDERAL HOME LOAN BANKS Piper Sandler	09/30/2021	09/30/2024	09/30/2026	09/30/2026	3,000,000.00	3,000,000.00	2,759,967.00	4.784%
FEDERAL HOME LOAN BANKS Piper Sandler	04/25/2022	07/25/2024	07/25/2025	07/25/2025	3,000,000.00	3,000,000.00	2,971,182.00	5.156%
FEDERAL HOME LOAN BANKS Piper Sandler	02/26/2021	08/26/2024	11/26/2024	11/26/2024	3,000,000.00	3,000,000.00	2,939,907.00	5.290%
FEDERAL HOME LOAN BANKS Piper Sandler	01/31/2024	---	01/15/2027	01/15/2027	3,000,000.00	2,999,640.00	2,965,764.00	4.604%
FEDERAL HOME LOAN BANKS Piper Sandler	06/18/2024	12/15/2025	06/15/2028	06/15/2028	2,000,000.00	2,000,000.00	1,987,644.00	5.174%
FEDERAL HOME LOAN BANKS Stifel	04/24/2023	07/19/2024	04/24/2028	04/24/2028	3,000,000.00	3,000,000.00	2,965,506.00	5.204%
FEDERAL HOME LOAN BANKS Stifel	03/30/2021	---	09/30/2024	09/30/2024	2,000,000.00	2,000,000.00	1,975,936.00	5.275%
FEDERAL HOME LOAN BANKS Stifel	02/25/2021	08/25/2024	11/25/2024	11/25/2024	3,000,000.00	3,000,000.00	2,940,777.00	5.301%
FEDERAL HOME LOAN BANKS Stifel	02/28/2024	07/28/2024	02/28/2029	02/28/2029	3,000,000.00	3,000,000.00	2,996,757.00	5.775%
FEDERAL HOME LOAN BANKS Stifel	03/28/2024	03/28/2025	03/28/2029	03/28/2029	3,000,000.00	3,000,000.00	2,991,660.00	5.315%
FEDERAL HOME LOAN BANKS Stifel	05/30/2024	05/30/2025	05/30/2028	05/30/2028	3,000,000.00	3,000,000.00	2,995,935.00	5.487%
FEDERAL HOME LOAN BANKS Stifel	06/27/2024	06/27/2025	06/27/2029	06/27/2029	5,000,000.00	5,000,000.00	4,996,000.00	5.418%
FEDERAL HOME LOAN BANKS Stifel	06/27/2024	06/27/2025	06/27/2029	06/27/2029	5,000,000.00	5,000,000.00	4,996,000.00	5.418%
FEDERAL HOME LOAN MORTGAGE CORP Alamo Capital	09/30/2020	09/30/2024	09/30/2025	09/30/2025	3,000,000.00	3,000,000.00	2,829,027.00	5.145%
FEDERAL HOME LOAN MORTGAGE CORP Alamo Capital	05/12/2022	08/12/2024	11/12/2024	11/12/2024	3,000,000.00	3,000,000.00	2,973,648.00	5.387%
FEDERAL HOME LOAN MORTGAGE CORP US Wealth GF	08/20/2020	08/20/2024	08/20/2025	08/20/2025	3,000,000.00	3,000,000.00	2,850,279.00	5.172%
FEDERAL HOME LOAN MORTGAGE CORP US Wealth GF	05/16/2024	05/16/2025	05/16/2025	05/16/2028	3,000,000.00	3,000,000.00	3,000,843.00	5.290%
FEDERAL HOME LOAN MORTGAGE CORP Piper Sandler	08/26/2020	---	08/26/2024	08/26/2024	3,000,000.00	3,000,000.00	2,977,071.00	5.275%
FEDERAL HOME LOAN MORTGAGE CORP Piper Sandler	06/25/2020	---	06/25/2025	06/25/2025	3,000,000.00	3,000,000.00	2,872,395.00	5.155%
FEDERAL HOME LOAN MORTGAGE CORP Stifel	05/26/2022	08/26/2024	05/26/2027	05/26/2027	3,000,000.00	3,000,000.00	2,954,625.00	5.518%
FEDERAL HOME LOAN MORTGAGE CORP Stifel	05/03/2023	08/03/2024	05/03/2027	05/03/2027	3,000,000.00	3,000,000.00	2,990,034.00	5.475%
FEDERAL HOME LOAN MORTGAGE CORP Stifel	10/28/2020	07/28/2024	10/28/2024	10/28/2024	3,000,000.00	3,000,000.00	2,951,712.00	5.321%

Monthly Investment Portfolio Report

AGG- General Fund (213428)

As of 06/30/2024

Dated: 07/30/2024

Description, Broker	Settle Date	Next Call Date	Effective Maturity	Final Maturity	PAR Value	Original Cost	Market Value	Yield to Maturity
FEDERAL NATIONAL MORTGAGE ASSOCIATION Alamo Capital	08/25/2020	---	08/25/2025	08/25/2025	3,000,000.00	2,985,965.00	2,841,273.00	5.138%
FEDERAL NATIONAL MORTGAGE ASSOCIATION US Wealth GF	07/15/2020	10/15/2024	07/15/2025	07/15/2025	3,000,000.00	3,000,000.00	2,864,538.00	5.216%
FEDERAL NATIONAL MORTGAGE ASSOCIATION US Wealth GF	08/12/2020	08/12/2024	08/12/2025	08/12/2025	3,000,000.00	3,000,000.00	2,851,644.00	5.151%
FEDERAL NATIONAL MORTGAGE ASSOCIATION Stifel	01/23/2024	01/17/2025	01/17/2029	01/17/2029	3,000,000.00	3,000,000.00	2,985,129.00	5.123%
---	---	---	09/13/2026	10/06/2026	150,000,000.00	149,842,364.00	145,655,476.00	5.112%
---								

CORP

Description, Broker	Settle Date	Next Call Date	Effective Maturity	Final Maturity	PAR Value	Original Cost	Market Value	Yield to Maturity
APPLE INC Alamo Capital	09/16/2019	08/11/2024	09/11/2024	09/11/2024	1,000,000.00	990,552.00	992,230.00	5.645%
APPLE INC Alamo Capital	04/05/2024	02/11/2027	05/11/2027	05/11/2027	2,000,000.00	1,919,899.70	1,915,902.00	4.784%
APPLE INC US Wealth GF	01/27/2021	08/11/2024	09/11/2024	09/11/2024	3,000,000.00	3,150,000.00	2,976,690.00	5.645%
APPLE INC Stifel	03/26/2021	01/08/2026	02/08/2026	02/08/2026	1,000,000.00	986,200.00	933,176.00	5.071%
APPLE INC Stifel	06/21/2022	11/09/2026	02/09/2027	02/09/2027	3,000,000.00	2,953,920.00	2,891,763.00	4.834%
APPLE INC Stifel	09/24/2020	04/11/2025	05/11/2025	05/11/2025	2,000,000.00	2,055,740.00	1,928,052.00	5.415%
BANK OF NEW YORK MELLON CORP Alamo Capital	05/06/2020	03/24/2025	04/24/2025	04/24/2025	1,000,000.00	1,020,005.00	970,407.00	5.323%
BERKSHIRE HATHAWAY FINANCE CORP Stifel	02/24/2023	02/15/2027	03/15/2027	03/15/2027	3,000,000.00	2,778,750.00	2,811,411.00	4.797%
EXXON MOBIL CORP US Wealth GF	08/11/2022	12/01/2025	03/01/2026	03/01/2026	3,000,000.00	2,976,180.00	2,905,935.00	5.015%
EXXON MOBIL CORP Stifel	12/15/2022	12/01/2025	03/01/2026	03/01/2026	2,000,000.00	1,928,640.00	1,937,290.00	5.015%
GUARDIAN LIFE GLOBAL FUNDING US Wealth GF	03/03/2023	---	11/19/2027	11/19/2027	3,000,000.00	2,522,160.00	2,644,617.00	5.097%
JOHN DEERE CAPITAL CORP Alamo Capital	02/08/2021	---	01/15/2026	01/15/2026	3,000,000.00	3,000,000.00	2,805,369.00	5.114%
JOHN DEERE CAPITAL CORP Alamo Capital	04/18/2023	---	03/09/2027	03/09/2027	2,000,000.00	1,829,101.63	1,837,738.00	5.002%
JOHNSON & JOHNSON Piper Sandler	03/28/2024	10/15/2027	01/15/2028	01/15/2028	3,000,000.00	2,844,090.00	2,829,015.00	4.661%
MASTERCARD INC Stifel	03/08/2024	01/26/2027	03/26/2027	03/26/2027	3,000,000.00	2,903,490.00	2,877,948.00	4.900%
METROPOLITAN LIFE GLOBAL FUNDING I US Wealth GF	05/15/2024	---	01/08/2029	01/08/2029	5,000,000.00	4,947,400.00	4,952,330.00	5.088%
MICROSOFT CORP Stifel	02/10/2021	08/03/2025	11/03/2025	11/03/2025	3,000,000.00	3,337,530.00	2,923,554.00	5.103%
NEW YORK LIFE GLOBAL FUNDING US Wealth GF	03/08/2024	---	01/29/2029	01/29/2029	5,000,000.00	4,990,150.00	4,961,765.00	4.887%
PROCTER & GAMBLE CO US Wealth GF	02/24/2023	---	01/26/2028	01/26/2028	3,000,000.00	2,951,160.00	2,930,274.00	4.662%
TOYOTA MOTOR CREDIT CORP Alamo Capital	04/18/2023	---	04/06/2028	04/06/2028	2,000,000.00	1,799,880.37	1,795,534.00	4.901%
TOYOTA MOTOR CREDIT CORP Alamo Capital	10/21/2019	---	10/07/2024	10/07/2024	1,500,000.00	1,499,994.00	1,485,684.00	5.498%
TOYOTA MOTOR CREDIT CORP Alamo Capital	07/18/2022	---	04/14/2025	04/14/2025	2,044,000.00	2,035,824.00	2,013,346.13	5.346%
WALMART INC Alamo Capital	06/20/2024	07/22/2028	09/22/2028	09/22/2028	5,000,000.00	4,489,500.00	4,414,975.00	4.571%

Monthly Investment Portfolio Report

AGG- General Fund (213428)

As of 06/30/2024

Dated: 07/30/2024

Description, Broker	Settle Date	Next Call Date	Effective Maturity	Final Maturity	PAR Value	Original Cost	Market Value	Yield to Maturity
WALMART INC Stifel	06/18/2020	10/15/2024	12/15/2024	12/15/2024	2,000,000.00	2,173,300.00	1,976,688.00	5.219%
---	---	---	02/05/2027	02/05/2027	63,544,000.00	62,083,466.69	60,711,693.13	5.010%
---								

US GOV

Description, Broker	Settle Date	Next Call Date	Effective Maturity	Final Maturity	PAR Value	Original Cost	Market Value	Yield to Maturity
UNITED STATES TREASURY US Wealth GF	11/17/2023	---	11/15/2028	11/15/2028	3,000,000.00	2,815,781.25	2,848,125.00	4.408%
UNITED STATES TREASURY Piper Sandler	05/15/2023	---	05/31/2027	05/31/2027	3,000,000.00	2,901,780.00	2,845,312.50	4.527%
UNITED STATES TREASURY Piper Sandler	08/17/2023	---	07/31/2028	07/31/2028	3,000,000.00	2,974,080.00	2,968,593.75	4.407%
UNITED STATES TREASURY Piper Sandler	12/21/2023	---	04/30/2028	04/30/2028	3,000,000.00	2,943,984.38	2,901,562.50	4.438%
UNITED STATES TREASURY Piper Sandler	01/31/2024	---	01/31/2029	01/31/2029	4,000,000.00	4,007,192.00	3,938,750.00	4.371%
UNITED STATES TREASURY Piper Sandler	06/18/2024	---	06/30/2028	06/30/2028	3,000,000.00	2,961,501.00	2,954,062.50	4.421%
UNITED STATES TREASURY Stifel	09/01/2023	---	07/15/2026	07/15/2026	3,000,000.00	2,997,726.30	2,986,875.00	4.726%
UNITED STATES TREASURY ---	---	---	03/23/2028	03/23/2028	22,000,000.00	21,602,044.93	21,443,281.25	4.467%
---								

MMFUND

Description, Broker	Settle Date	Next Call Date	Effective Maturity	Final Maturity	PAR Value	Original Cost	Market Value	Yield to Maturity
INSURED BANK PROGRAM MONEY MARKET FDIC Stifel	06/28/2024	---	06/30/2024	06/30/2024	271.21	271.21	271.21	---
LAIF Money Market Fund LAIF - GF	---	---	06/30/2024	06/30/2024	15,551,149.76	15,551,149.76	15,551,149.76	---
---	---	---	06/30/2024	06/30/2024	15,551,420.97	15,551,420.97	15,551,420.97	---
---								

MUNI

Description, Broker	Settle Date	Next Call Date	Effective Maturity	Final Maturity	PAR Value	Original Cost	Market Value	Yield to Maturity
CALIFORNIA ST UNIV REV Alamo Capital	09/09/2022	---	11/01/2026	11/01/2026	1,000,000.00	909,590.00	924,570.00	4.571%
HEMET CALIF UNI SCH DIST Alamo Capital	12/12/2023	---	08/01/2028	08/01/2028	1,105,000.00	967,062.85	974,311.65	4.798%
MONTEREY PK CALIF PENSION OBLIG US Wealth GF	02/16/2021	---	06/01/2025	06/01/2025	400,000.00	403,156.00	383,556.00	5.505%
SAN FRANCISCO CALIF MUN TRANSN AGY REV Alamo Capital	09/14/2023	---	03/01/2028	03/01/2028	1,200,000.00	1,028,748.00	1,062,120.00	4.745%
SANTA CLARA CNTY CALIF Alamo Capital	04/05/2024	---	08/01/2027	08/01/2027	2,075,000.00	1,922,570.50	1,917,507.50	4.664%
UNIVERSITY CALIF REVS Alamo Capital	06/23/2023	03/15/2027	05/15/2027	05/15/2027	5,000,000.00	4,486,800.00	4,542,600.00	4.751%
YOSEMITE CALIF CMNTY COLLEGE DIST Alamo Capital	12/12/2023	---	08/01/2027	08/01/2027	3,025,000.00	2,786,872.00	2,802,783.50	4.660%
---	---	---	07/06/2027	07/06/2027	13,805,000.00	12,504,799.35	12,607,448.65	4.730%
---								

CD

Description, Broker	Settle Date	Next Call Date	Effective Maturity	Final Maturity	PAR Value	Original Cost	Market Value	Yield to Maturity
Ally Bank Piper Sandler	06/02/2022	---	06/02/2026	06/02/2026	245,000.00	245,000.00	236,563.18	4.992%
Capital One Bank (USA), National Association Piper Sandler	06/08/2022	---	06/08/2027	06/08/2027	245,000.00	245,000.00	234,252.58	4.762%
Capital One, National Association Piper Sandler	06/08/2022	---	06/08/2027	06/08/2027	245,000.00	245,000.00	234,252.58	4.762%
Discover Bank Piper Sandler	06/07/2022	---	06/07/2027	06/07/2027	245,000.00	245,000.00	234,261.65	4.762%
JPMorgan Chase Bank, National Association Alamo Capital	02/08/2021	10/16/2024	01/16/2026	01/16/2026	250,000.00	250,000.00	233,085.00	5.160%
Morgan Stanley Bank, N.A. Piper Sandler	06/09/2022	---	06/09/2027	06/09/2027	245,000.00	245,000.00	233,583.73	4.761%
Morgan Stanley Private Bank, National Association Piper Sandler	06/09/2022	---	06/09/2027	06/09/2027	245,000.00	245,000.00	233,583.73	4.761%
---	---	---	02/02/2027	02/02/2027	1,720,000.00	1,720,000.00	1,639,582.47	4.852%
---								

Summary

Description, Broker	Settle Date	Next Call Date	Effective Maturity	Final Maturity	PAR Value	Original Cost	Market Value	Yield to Maturity
---	---	---	10/27/2026	11/09/2026	266,620,420.97	263,304,095.94	257,608,902.47	5.007%
---								

\* Grouped by: Security Type.   \* Groups Sorted by: Ending Market Value + Accrued.   \* Filtered By: Description ≠ "Receivable".   \* Weighted by: Ending Market Value + Accrued.



DESERT WATER AGENCY  
Statement of Cash Receipts and Expenditures  
WASTEWATER FUND

Invested  
Reserve Funds  
**1,621,428.23**

**BEGINNING BALANCE JUNE 1, 2024** **343.84**

**Receipts**

Accounts Receivable Other	-
Customer Deposits-Construction	-
Interest Earned-Invested Funds	-
Wastewater Revenue	213,650.39
Sewer Capacity Charges	-
Miscellaneous	-
<b>TOTAL RECEIPTS</b>	<b>213,650.39</b>

**Payments**

Checks Under \$10k	9,198.44
Checks Over \$10k	165,716.86
Cancelled Checks and Fees	(9,198.44)
<b>TOTAL PAYMENTS</b>	<b>165,716.86</b>

**NET INCOME** **47,933.53**

Invested Reserve Funds

Funds Matured (CIA)	-
Funds Invested (C/I)	-

**NET TRANSFER** **-** **-**

**ENDING BALANCE JUNE 30, 2024** **48,277.37** **1,621,428.23**

DESERT WATER AGENCY  
**Wastewater Fund**  
Schedule #1 - Checks Over \$10,000



**June 2024**

Check #	Name	Description	Amount
3011	City Of Palm Springs	Wastewater Revenue Billing for April 2024/May 2024	\$ 18,617.59
3012	Coachella Valley Water District	Wastewater Revenue Billing for April 2024/May 2024	\$ 147,099.27
<b>Total</b>			<b>\$ 165,716.86</b>

Security Type

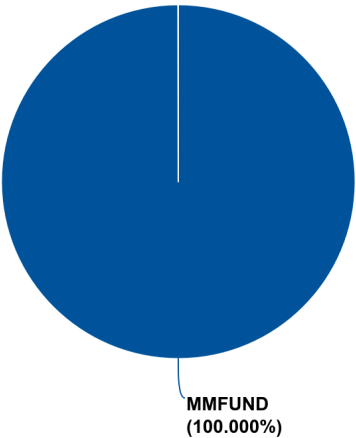


Chart calculated by: PAR Value

MMFUND

Description, Broker	Settle Date	Next Call Date	Effective Maturity	Final Maturity	PAR Value	Original Cost	Market Value	Yield to Maturity
LAIF Money Market Fund LAIF - WW	---	---	06/30/2024	06/30/2024	1,621,428.23	1,621,428.23	1,621,428.23	---
<b>LAIF Money Market Fund LAIF - WW</b>	<b>---</b>	<b>---</b>	<b>06/30/2024</b>	<b>06/30/2024</b>	<b>1,621,428.23</b>	<b>1,621,428.23</b>	<b>1,621,428.23</b>	<b>---</b>

\* Grouped by: Security Type.   \* Groups Sorted by: Ending Market Value + Accrued.   \* Filtered By: Description ≠ "Receivable".   \* Weighted by: Ending Market Value + Accrued.

DESERT WATER AGENCY

## Investment Portfolio Reporting Requirements

*as required by DWA Resolution 1301, Section VII  
& California Government Code Section 53646*

*as of*  
**June 30, 2024**

### Statement of Compliance

The Desert Water Agency portfolio is in compliance with the Agency's investment policy and guidelines for investment of Agency funds as outlined in DWA Resolution 1301.

### Statement of Agency's Ability to Meet Six-Month Expenditure Requirements

Desert Water Agency has the ability to meet its expenditure requirements for the next six months.

### Description of Investments

#### Agency Bonds

Securities issued by a government-sponsored enterprise or by a federal government department other than the U.S. Treasury.

#### Bank Deposits

Agency funds on deposit in the General Fund, Operating Fund and Wastewater Fund active checking accounts for use in meeting the daily cash flow requirements of the Agency.

#### Certificate of Deposits (CD)

Interest bearing time deposit. FDIC insured up to \$250,000 per depositor, per FDIC-insured bank.

#### Corporate Notes

Debt securities issued by a for-profit company.

#### Money Market Funds

High quality, short-term debt instruments, cash and cash equivalents. Utilized for overnight holding of investment proceeds prior to reinvesting or transferring to Agency checking accounts.

## Municipal Bonds

Fixed income securities issued by states, cities, counties, special districts and other governmental entities.

## Treasury Notes

Fixed income securities issued by the federal government with maturities between two and ten years backed by the full faith and credit of the United States government.

## Funds Managed by Contracted Parties - LAIF

The Desert Water Agency has contracted with the California Local Agency Investment Fund (LAIF) for investment of Agency funds. LAIF is a voluntary program created by Section 16429.1 et seq. of the California Government Code. LAIF is an investment alternative for California's local governments and special districts. This program offers local agencies the opportunity to participate in a major portfolio, which invests hundreds of millions of dollars, using the investment expertise of the state Treasurer's Office professional investment staff at no additional cost to the taxpayer or ratepayer. All Agency funds invested with LAIF are available for withdrawal upon demand and may not be altered, impaired or denied in any way (California Government Code Section 16429.4).

## Market Value Source

Current market values are provided by Clearwater Analytics for all investment types other than LAIF. LAIF market values are recorded at PAR value.

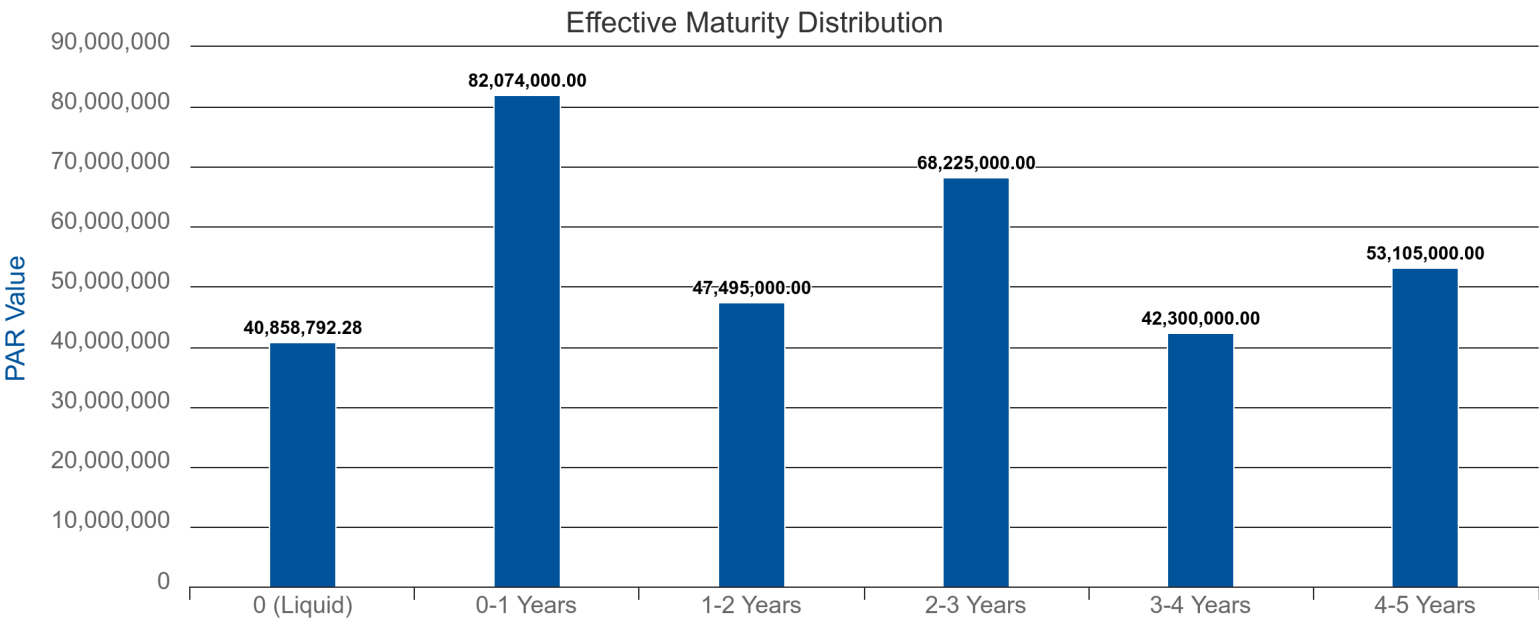
Esther Saenz  
Finance Director  
Desert Water Agency

Effective Maturity Distribution Summary

As of 06/30/2024

AGG-ALL (219610)

Dated: 07/30/2024



0 (Liquid)

DWA Fund	Account	Identifier	Description	Security Type	PAR Value	Ending Effective Maturity	Final Maturity
General Fund	---	---	---	MMFUND	15,551,420.97	06/30/2024	06/30/2024
Operating Fund	LAIF - OP	LAIFMMF	LAIF Money Market Fund	MMFUND	23,685,943.08	06/30/2024	06/30/2024
Wastewater Fund	LAIF - WW	LAIFMMF	LAIF Money Market Fund	MMFUND	1,621,428.23	06/30/2024	06/30/2024
---	---	---	---	MMFUND	40,858,792.28	06/30/2024	06/30/2024

0-1 Years

DWA Fund	Account	Identifier	Description	Security Type	PAR Value	Ending Effective Maturity	Final Maturity
General Fund	---	---	---	---	54,944,000.00	12/12/2024	02/11/2025
Operating Fund	US Wealth OP	---	---	---	27,130,000.00	10/29/2024	10/29/2024
---	---	---	---	---	82,074,000.00	11/27/2024	01/07/2025

1-2 Years

DWA Fund	Account	Identifier	Description	Security Type	PAR Value	Ending Effective Maturity	Final Maturity
General Fund	---	---	---	---	45,495,000.00	11/17/2025	11/17/2025
Operating Fund	US Wealth OP	---	---	AGCY BOND	2,000,000.00	08/16/2025	08/16/2025
---	---	---	---	---	47,495,000.00	11/13/2025	11/13/2025

Effective Maturity Distribution Summary  
As of 06/30/2024

AGG-ALL (219610)  
Dated: 07/30/2024

2-3 Years

DWA Fund	Account	Identifier	Description	Security Type	PAR Value	Ending Effective Maturity	Final Maturity
General Fund	---	---	---	---	59,225,000.00	02/02/2027	02/02/2027
Operating Fund	US Wealth OP	---	---	---	9,000,000.00	04/12/2027	04/12/2027
---	---	---	---	---	68,225,000.00	02/11/2027	02/11/2027

3-4 Years

DWA Fund	Account	Identifier	Description	Security Type	PAR Value	Ending Effective Maturity	Final Maturity
General Fund	---	---	---	---	40,300,000.00	03/08/2028	03/08/2028
Operating Fund	US Wealth OP	57629W6H8	MASSMUTUAL GLOBAL FUNDING II	CORP	2,000,000.00	06/14/2028	06/14/2028
---	---	---	---	---	42,300,000.00	03/13/2028	03/13/2028

4-5 Years

DWA Fund	Account	Identifier	Description	Security Type	PAR Value	Ending Effective Maturity	Final Maturity
General Fund	---	---	---	---	51,105,000.00	01/23/2029	01/23/2029
Operating Fund	US Wealth OP	3130B1SK4	FEDERAL HOME LOAN BANKS	AGCY BOND	2,000,000.00	06/26/2029	06/26/2029
---	---	---	---	---	53,105,000.00	01/29/2029	01/29/2029

Summary

Account	Identifier	Description	Security Type	PAR Value	Ending Effective Maturity	Final Maturity
---	---	---	---	334,057,792.28	07/01/2026	07/11/2026

\* Grouped by: Effective Maturity Distribution -> DWA Fund.   \* Groups Sorted by: Effective Maturity Distribution -> DWA Fund.   \* Filtered By: Security Type not in "CASH".   \* Weighted by: Ending Market Value + Accrued.

DESERT WATER AGENCY  
**Monthly Investment Portfolio Report**

Abbreviations & Definitions

**Investment Type Abbreviations**

<b>AGCY BOND</b>	US Agency Obligation <sup>1</sup>
<b>AGCY DISC</b>	Discounted US Agency Obligation <sup>1 &amp; 8</sup>
<b>CORP</b>	Medium Term Notes (Corporate Notes) <sup>2</sup>
<b>MMFUND</b>	Local Agency Investment Fund (LAIF) <sup>3</sup> & Cash Funds in Transit <sup>4</sup>
<b>MUNI</b>	Municipal Bonds/Local Agency Bonds <sup>5</sup>
<b>CD</b>	Negotiable Certificates of Deposit <sup>6</sup>
<b>US GOV</b>	U.S. Treasury notes, bills bonds or other certificates of indebtedness <sup>7</sup>

**Definitions**

<b>Settle Date</b>	The date of original purchase
<b>Next Call Date</b>	The next eligible date for the issuer to refund or call the bond or note
<b>Effective Maturity</b>	The most likely date that the bond will be called based on current market conditions
<b>Final Maturity</b>	The date the bond matures, DWA receives the full PAR value plus the final interest payment
<b>PAR Value</b>	The principal amount DWA will receive when a bond is either called or matures
<b>Original Cost</b>	The original cost to purchase the bond (includes premium/discount)
<b>Market Value</b>	The current value of the bond at current market rates
<b>Yield to Maturity</b>	The total anticipated return on a bond if the bond is held to maturity

NOTES:

- <sup>1</sup> DWA Investment Policy, Resolution 1301, Schedule 1, Item 2
- <sup>2</sup> DWA Investment Policy, Resolution 1301, Schedule 1, Item 14
- <sup>3</sup> DWA Investment Policy, Resolution 1301, Schedule 1, Item 9
- <sup>4</sup> Cash funds in transit are a result of maturities/calls/coupon payments that are held in the Agency's money market account with the broker/custodian until transferred to the Agency's bank. DWA Investment Policy, Resolution 1301, Schedule 1, Item 15
- <sup>5</sup> DWA Investment Policy, Resolution 1301, Schedule 1, Item 3
- <sup>6</sup> DWA Investment Policy, Resolution 1301, Schedule 1, Item 10
- <sup>7</sup> DWA Investment Policy, Resolution 1301, Schedule 1, Item 1
- <sup>8</sup> US Agency Obligation that does not bear an interest rate, but purchased at a discount, held to maturity and redeemed at PAR.



DESERT WATER AGENCY  
OPERATING FUND  
WATER CONSUMPTION

QUARTER ENDING JUNE 2024

	THIS QUARTER			FISCAL YEAR TO DATE		
	LAST YEAR	THIS YEAR	% UP (DOWN)	LAST YEAR	THIS YEAR	% UP (DOWN)
WATER REVENUE	\$9,676,789	\$10,926,148	13	\$38,983,355	\$41,002,195	5
TOTAL CONSUMPTION (100 CU FT)	3,003,538	3,152,527	5	12,222,785	12,390,449	1
AVERAGE CONSUMPTION PER CONSUMER (100 CU FT)	128	134	5	520	525	1
NUMBER OF CONNECTIONS	18	<sup>*</sup> 31		23,490	<sup>C</sup> 23,592	0

\* = ADDED THIS QUARTER

C = TOTAL ACTIVE JUNE 2024

UNAUDITED